



## **DISCLAIMER: Second-Hand Plant Condition and Safety**

This document is Jungheinrich Australia Pty Ltd's (**Jungheinrich**) official notice that the second-hand plant offered for sale through this transaction (direct sale or auction) may contain faults or deficiencies that could pose risks to health and safety.

### **Important Information**

#### **Safety & Compliance of the Plant**

Given the plant is second-hand, please be aware it may include wear and tear, or be missing safety features that were not present or required at the time of original manufacture.

Jungheinrich has taken all reasonably practicable steps to identify any faults in the plant. The **enclosed** Condition Report sets out the current condition of this plant, including any identified faults.

While all efforts have been made to identify faults, there may be other faults present that did not show up at time of inspection

#### **Operational Safety Notice**

The plant should not be used until all identified faults have been rectified and the equipment is deemed safe for operation.

It is the responsibility of the purchaser to ensure that the plant is inspected, serviced, and, if necessary, modified to meet current safety standards before use.

By participating in this sale and purchasing the second-hand plant, the purchaser acknowledges receipt of this notice and accepts full responsibility for ensuring the plant is safe for use.

#### **Operating condition of the plant**

Note: this condition report is a safety report only and does not represent overall appearance or operating condition of the plant

For any questions please contact Jungheinrich



## Used Sale Safety & Compliance Check

MHE-000292 / 112973 / Melbourne Service / 24/04/2026 /  
Jungheinrich / EFG220

Complete

<b>Flagged items</b>	0
<b>Report ID</b>	MHE-000292
<b>Technician Name</b>	Melbourne Service
<b>Conducted on</b>	24/04/2026 12:46 PM AEST
<b>Branch</b>	Melbourne
<b>Unit Details</b>	
<b>Equipment No.</b>	112973
<b>Brand</b>	Jungheinrich



Photo 1

### Model

EFG220




Photo 2



Photo 3



Photo 4



Photo 5

## Mast ID

3st



Photo 6

## Include Images of the Front, Rear & Sides of the Unit



Photo 7



Photo 8



Photo 9



Photo 10



Photo 11



Photo 12

## Observations Summary

### Truck Category

Category 3 - Electric Counterbalance



Photo 13

**Emergency Stop, Horn/Warning device, lights, reverse alarm and flashing lights operational**

Yes



Photo 14



Photo 15

**Seat switch and seat belt switch fitted to check presence of operator & working in sequence?**

Yes



Photo 16

**Seat is secure and seat belt is in serviceable condition?**

No



Photo 17



Photo 18



Photo 19

**Mast switch operation for travel speed reduction to 3kmh above specified height**

N/A



Photo 20




Photo 21

**Are brakes and park brake functioning correctly?**

Yes

**Are tyre treads within limits and/or free from damage?**

Yes



Photo 22



Photo 23



Photo 24

**Are fork tynes in good condition and within specification?**

No



Photo 25

**Are mast chains in good condition, within specification and working correctly?**

Yes



Photo 26



Photo 27

Are all controls inc. lift, tilt & sideshift/auxilliary functions working correctly

Yes

Confirm safety systems not bypassed or malfunctioning?

Yes

Additional Observations & Actions

List any other notable defects or faults e.g. ROPS/FOPS damage etc.

Strobe lamp not functioning, Seat belt worn, Seat belt buckle cover missing, Floor mat worn, Two pin missing, Battery needs to be cleaned and charged, Tynes worn. Battery put on charge.



Photo 28



Photo 29



Photo 30




Photo 31



Photo 32



Photo 33



Photo 34

Technician Sign off



Piyal Seneviratne  
24/04/2026 2:30 PM AEST

## Media summary



Photo 1

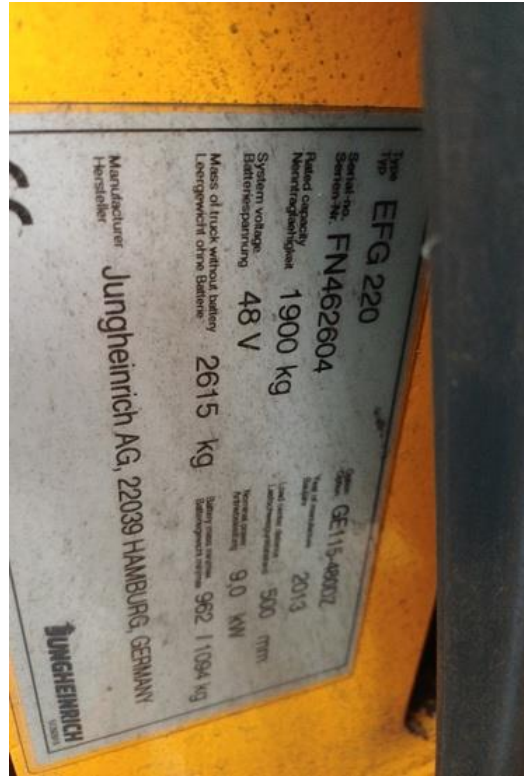


Photo 2



Photo 3



Photo 4

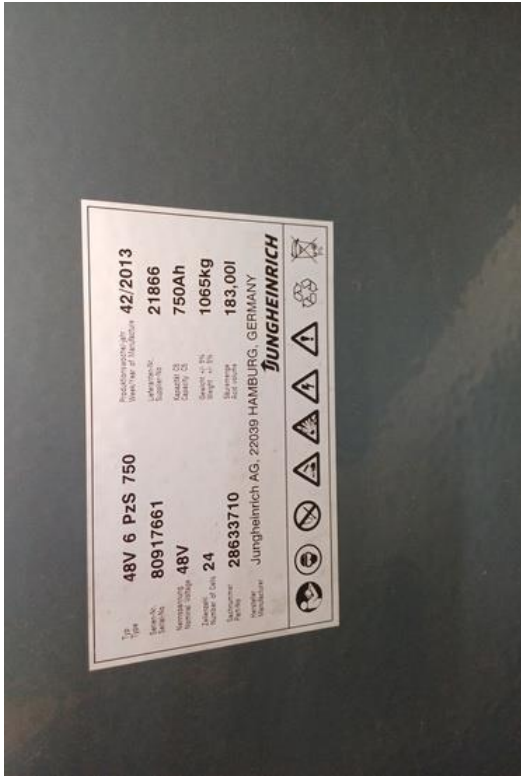


Photo 5



Photo 6



Photo 7



Photo 8



Photo 9



Photo 10



Photo 11



Photo 12



Photo 13



Photo 14



Photo 15



Photo 16



Photo 17



Photo 18



Photo 19



Photo 20



Photo 21



Photo 22



Photo 23



Photo 24



Photo 25



Photo 26



Photo 27



Photo 28



Photo 29



Photo 30



Photo 31



Photo 32

