

Search By: Customer Search: 6842 - 6x8 L/H STEERABLE TRAILER CPA-30808

6x8 L/H STEERAB

Details		Notes	Compliance Plate	Delivery Form			
Customer		Model	6x8 L/H STEERABLE TRAILER CPA-30808	Factory Due	07/04/2011		
Job No	6440	Order No		Ordered	08/10/2010		
Serial No	6842	VIN No	6V9T25ABKB0074033	CPA	30808		
Deck Length	14200 CLEAR DECK - 8830 EXTENSION		No. Plate Pos	RAMP	Variant	6003	
Widths	3.35, 3.7, 4.0, 4.27, 4.575, 4.88m		Mud Flaps	ALL AXLES	MF Colour		
Suspension	DRAKE HYD		Ramps	1140 x 3050 (NOMINAL)			
Deck Style	EXTENABLE		Power Pack	YANMAR DIESEL			
G/Neck Type	SPECIAL SINGLE POSITION		Pump Size	8.3cc			
Axle Spacings	1.83- 1.83 - 1.83 - 1.83 - 1.83m	CMA No	9594 SS	Tool Box	1 OFF EACH SIDE TO THE FRONT		
Susp. Rams	DRAKE 5.5"		Dunnage Trays	YES STD	Water Tank	YES	
Ram Seals	TEFLON		Tyres	215/75 x 17.5	Brand	MICHELIN XTE2 Qty 50	
Axles	TMC		Rims	6.0 x 17.5 10/225	Qty	50 <input checked="" type="radio"/> Steel <input type="radio"/> Alloy	
Slack Adj Lgth	178mm	CMA No	42737 FB	Lights/Fittings	12 VOLT HELLA L.E.D.		
Brake Kit	PBR	EBS	<input type="radio"/> Yes <input type="radio"/> No	Colour-Coatings	Dark Blue	Gooseneck	Mc Aleese Dark Blue
Chamber	30/30	CMA No	D005 CS	Underside	Dark Blue	Hubs	Mc Aleese Dark Blue
King Pin Type	BOLT-IN	Pin Size	90mm	Wheels	SILVER	Sign Writing	<input checked="" type="checkbox"/>
Ball Race Block	STEERING BLOCK		Deck	ETCH PRIME		Ramps	WHITE
Skid Plate Type	SINGLE OSC	Blocked	<input type="radio"/> Yes <input checked="" type="radio"/> No	P/Mover T/able /Height	1320mm LOADED	Type	HOLLAND FW-70 90mm
No of Pin Pos.	1		Dolly T/able /Height	NA		Type	HOLLAND FW-70 90mm
Couplings-Type	PBR		Swing Radius(S)	2300mm		Height(H)	950mm
Position	FRONT		Distance(L)	5835mm		Height of Guards	1070mm
P/Mover Wheel	10 STUD ??? PCD		Rego No	694-QSZ		Delivery Date	14/04/2011
Tyre Carrier	2 OFF DOUBLES ON NECK & DECK + TRUCK SPARE		Delivery Date	14/04/2011		Dolly Brand	
Widening Ram	P.T.E.		Dolly Brand			Dolly Type	
Push Point	<input type="checkbox"/> Pin Size 70mm	Hyds to Dolly	<input type="checkbox"/>	TARE			
Grease System	GROENEVELD		Full	<input type="checkbox"/>	Hubo Fitted	<input type="checkbox"/>	

Search By: Customer Search: 6842

- 6x8 L/H STEERABLE TRAILER CPA-30808



6x8 L/H STEERAB

Details

Notes

Compliance Plate

Delivery Form

6 ROW SPECIAL DROP CENTRE FRAME EXTENDABLE <> PLUS 2x8 ROW ATTACHMENT <>
2 L/ABLE T/BOXES 1/SIDE C/W S/STEEL LIDS <> TRUCK SPARE 10 STUD 335 PCD <>
AIR Q/R COUPLING 3/SIDE <> 4 RAM STEERING SYSTEM <> CAMERA WIRE REQUIRED <>
LED REVOLVING LIGHT ON EACH RAMP <> J-BOLT HOLE IN FRONT DECK FOR SPARE <>
RAMP CONTROLS & SWITCH @ FRONT /WARNING BEEPER @ REAR <>
REMOVEABLE BUMPER c/w JOINT KIT <> NEW LARGER T/DOWN HOLES IN DECKS <>
ANDERSEN 50AMP PLUGS EACH CORNER <>
MUD FLAPS ON ALL AXLES <> RAMPS AND BUMPER TO HAVE RAMP PROPS <>
DOLLY HOOKUP FROM TRAILER <> R/CONTROL STEERING & R/LOWER SUSP <>
2 OFF LED FLASHING AMBER LIGHT ON RAMPS <> FIT BRAKE DUST COVERS TO AXLES <>
YANMAR S/N 84592 <> LARGE FILTER ON P/PACK HYDAC DFBN-HC60G10B1.1-B6<>
SMALL H/P FILTER STD HYDAC BRAND

<><> Has had high pressure steering ram under deck fitted 15 May 2013

<><> Has had steering ram adjustment system upgrade at king pin fitted.

Models

New

Copy

Delete

Undo

Save

Bulk Edits

Reports

Security

Exit

DRAKE TRAILERS PTY LTD

ENGINEERING BUILD SHEET

Customer:	Model: 2x8 L/H STEERABLE CPA-30763
Order No:	Serial No: 6854-2 Date Quoted: 19/09/2014 TARE: 8.50
Job No: 14T15269 V.I.N.: 6V9T25ABKF0074007	CPA: 30763 Variant: 2004

<p>Deck Length: 2 x 8 ATTACHMENT</p> <p>Widths: 3.35, 3.7, 4.0, 4.27, 4.575, 4.88m</p> <p>Deck Style: EXTENABLE</p> <p>Goose Neck Type:</p> <p>Suspension: DRAKE HYD</p> <p>Axle Spacings: 1.83m</p> <p>Susp. Rams: DRAKE 5.5"</p> <p>Ram Seals: TEFLON</p> <p>Axles: TMC UB82 10/225 PCD</p> <p>Slack Adj Lgth: 202mm CMA No: 34170 SS</p> <p>Brake Kit: PBR EBS: CMA No: 42737 FB</p> <p>Chamber: 30/30 CMA No: 30627 CS</p> <p>King Pin Type: NA Pin Size: NA</p> <p>Ball Race Block: NA</p> <p>Skid Plate Type: NA Blocked:</p> <p>No of Pin Pos.: NA</p> <p>Couplings-Type: PBR</p> <p>Position: FRONT</p> <p>P/Mover Wheel: NA</p> <p>Tyre Carrier: NA</p> <p>Widening Ram: P.T.E.</p> <p>Push Point: No Pin Size:</p> <p>Greasing System: GROENEV Full: Yes</p> <p>Hubo Fitted: Yes</p>	<p>No. Plate Pos: NA</p> <p>Mud Flaps: std</p> <p>Mud Flap Colour:</p> <p>Ramps: NA</p> <p>Power Pack: NA</p> <p>Pump Size: NA</p> <p>Tool Box: NA</p> <p>Dunnage Trays: NA</p> <p>Water Tank: NA</p> <p>Tyres: 215/75 x 17.5</p> <p>Tyre Brand: MICHELIN Steel/Alloy: Steel</p> <p style="padding-left: 20px;">XTE2!!!!!!</p> <p>Rims: 6.0 x 17.5 10/225 Qty: 16</p> <p>Lights/Fittings: 12 VOLT HELLA L.E.D.</p> <p>Colour-Coamings: MC ALEESE Goose: MC ALEESE</p> <p style="padding-left: 20px;">BLUE BLUE</p> <p>Underside: MC ALEESE Hubs: MC ALEESE</p> <p style="padding-left: 20px;">BLUE BLUE</p> <p>Wheels: SILVER Ramps: NA</p> <p>Deck: ETCH PRIME</p> <p>Sign Writing: No</p> <p>P/Mover T/Table /Height: 1320mm Type:HOLLAND FW-7</p> <p style="padding-left: 20px;">LOADED (1020 deck height) AIRBAG</p> <p>Dolly T/Table Height: NA Type:HOLLAND FW-7</p> <p>Swing Radius: 2300mm Height Radius: 950mm</p> <p>Distance (L): 5835mm Height of Guards: 1070mm</p> <p>Hyds to Dolly: No Dolly Brand:</p> <p>Yard Release Kit: No Dolly Type:</p>
--	--

Notes:

2x8 ROW ATTACHMENT TO SUIT 6 ROW SPECIAL DROP CENTRE FRAME EXTENDABLE <>

REMOVEABLE BUMPER c/w JOINT KIT <>

MORE TIE DOWNS IN DECK IF POSSIBLE <>

HOLE IN DECK TO GREASE STEERING BAR TO BE OVAL SHAPED - see BF <>

FIT BRAKE DUST COVERS TO AXLES <>

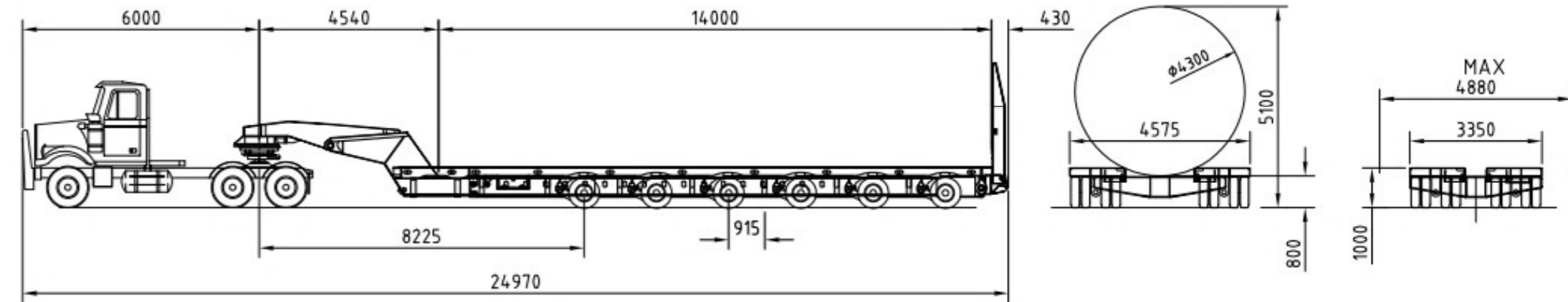
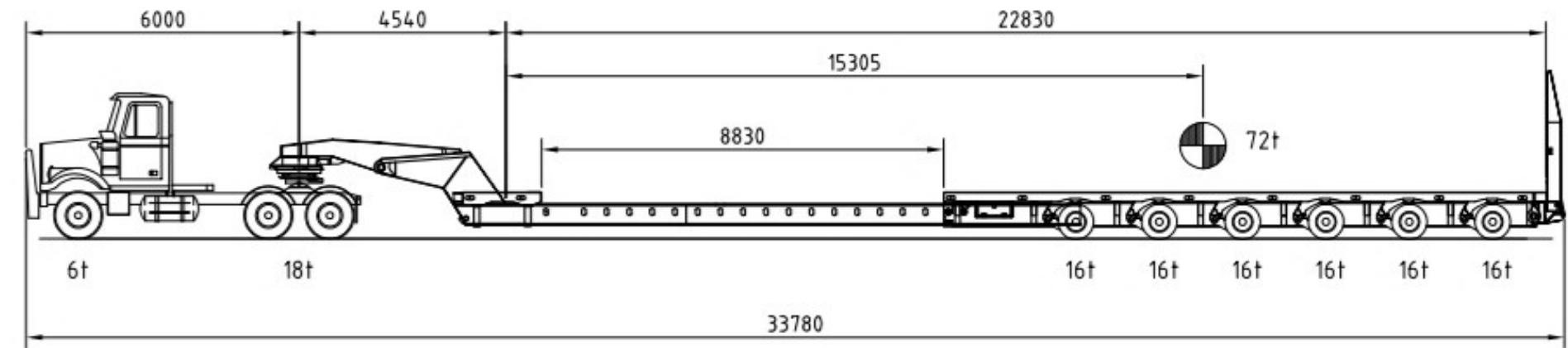
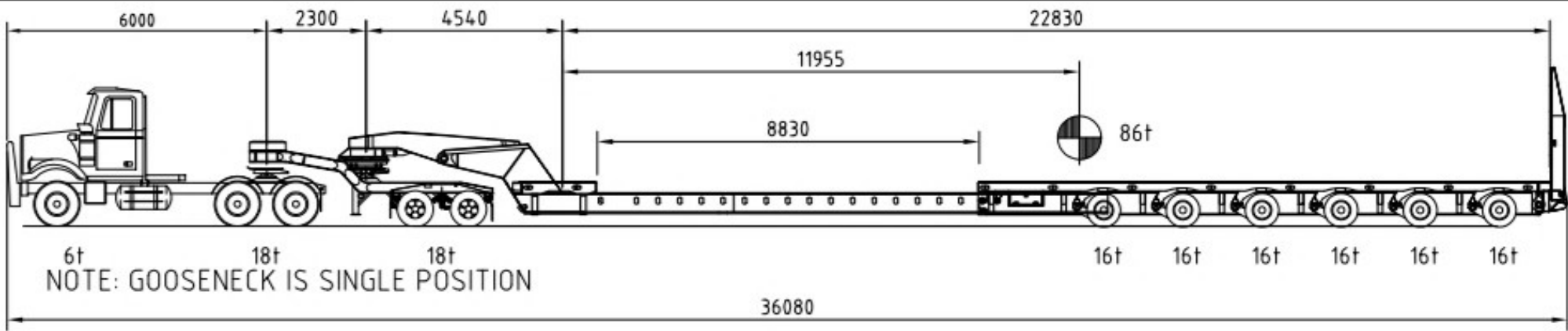
FULL GROENEVELD GREASE SYTEM INCL BRAKES <>

50 Amp Andersen plug - 1 per side <>

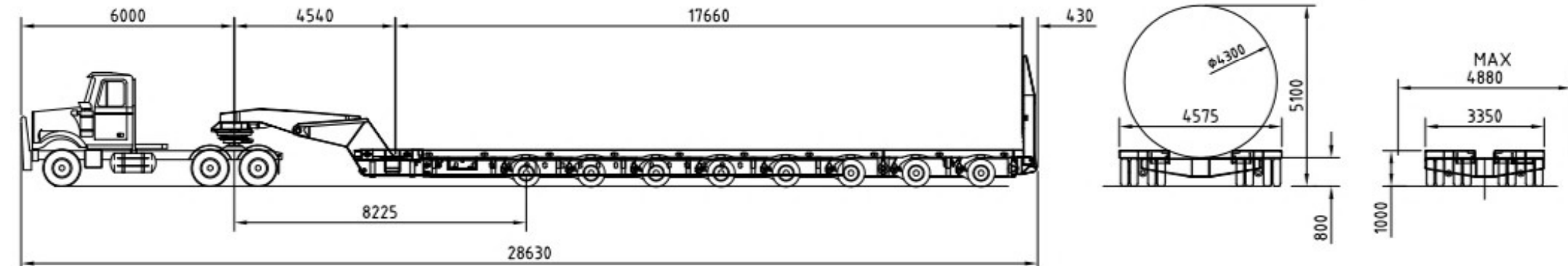
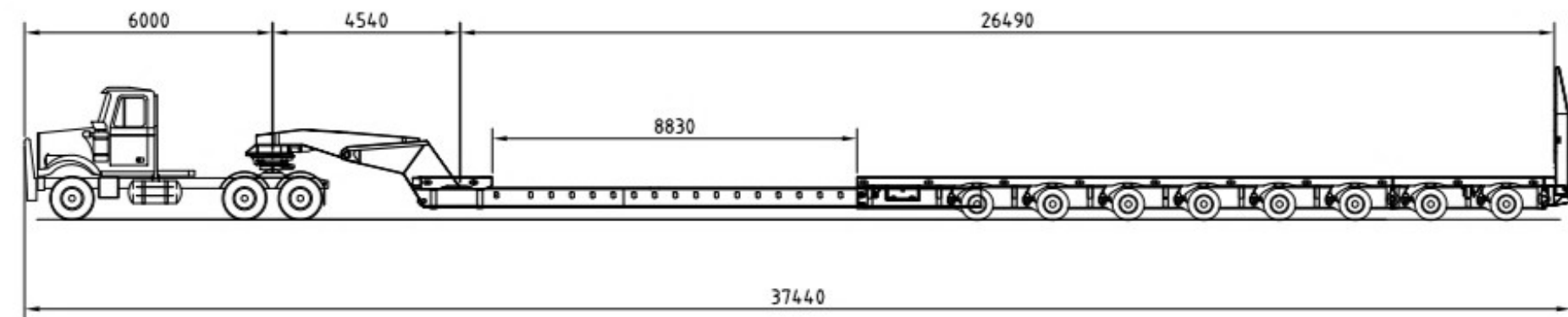
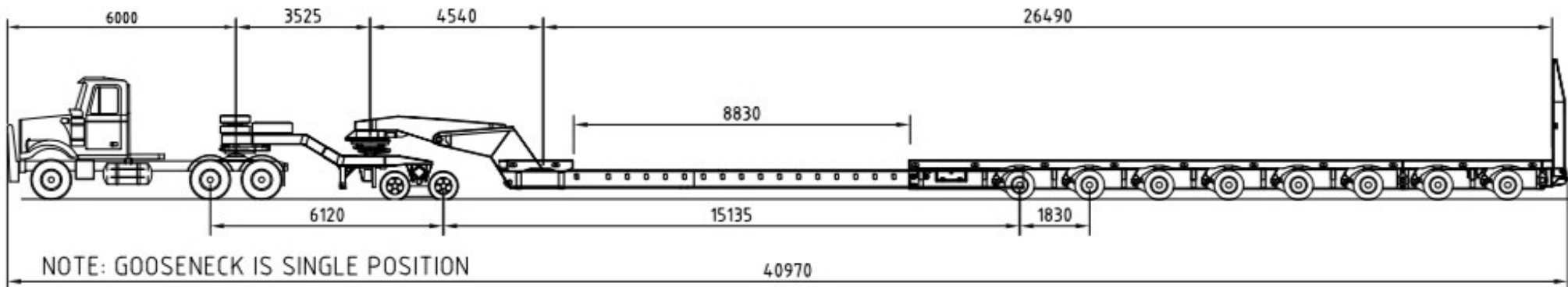
Mudflaps fitted as standard <>

Extra grease nipple in top of suspension leg for manual grease <>

Entered By:	Date:
Reviewed by General Manager:	Date:
Approved by Engineering:	Date:



REV NO	DATE	DESCRIPTION	INITIALS	SCALE	FIT	DATE	TITLE	DWG NO
1	10/08/10	Updated to As Built Dims		DRAWN	JD	08-12-09	6 x 8 STEERABLE & Attachments GENERAL ARRANGMENT EXTENDABLE & WIDE BEAM MODEL	E6127-2 SHT 1 OF 2
0				CHECKED				
				APPROVED				
				ISSUED				
				DRAKE TRAILERS PTY. LTD.				REV 01



REV NO	DATE	DESCRIPTION	INITIALS	SCALE	FIT	DATE	TITLE	DWG NO
				DRAWN	JD	08-12-09	6 x 8 STEERABLE & 2 x 8 Attachments GENERAL ARRANGMENT EXTENDABLE & WIDE BEAM MODEL	E6127-2 SHT 2 OF 2
				CHECKED				
1	23/05/11	Updated to As Built Dims		APPROVED				
0				ISSUED				
							DRAKE TRAILERS PTY. LTD.	REV 1